



Alpine Specification Sheet



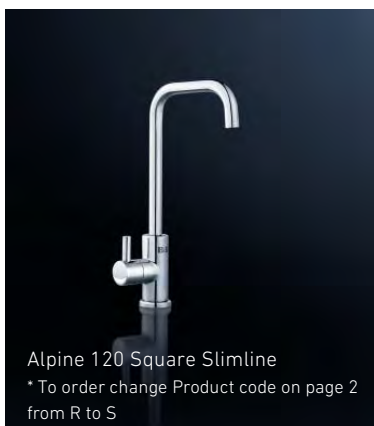
Refreshing
chilled or unlimited
ambient filtered water.



Alpine 125 XL Levered in Chrome



Alpine 120 Round
Slimline in Chrome



Alpine 120 Square Slimline
* To order change Product code on page 2
from R to S

Lowest Energy Consumption

The Billi Alpine utilises Billi's unique high performance tank, which features superior insulation to keep the water cold, and ensuring less energy is used during the chilling process. In addition, the Alpine 125 model has Standby Mode which will ensure after set period of non-usage the unit will power down to prevent excess energy consumption.

Smallest under-counter footprint

With dimensions of just 340mm high by 180mm wide by 460mm deep, this under-counter unit is designed to maximise available space under the sink.

No cupboard ventilation required

The Billi Alpine models do not require cupboard ventilation grilles and fans.

Adjustable chilled temperature

A simple adjustable control knob allows the chilled water temperature to be raised to 15°C or lowered to 6°C for perfectly chilled, refreshing drinks, with your required temperature being quickly reached and maintained.

Chilled & Ambient option available

The Billi Alpine 125 dispenses chilled and ambient through the Billi dual temp dispenser.

Endless supply of filtered water

The Billi Alpine models will continue dispensing ambient filtered water after the chilled tank is fully drawn.

Choice of Styles

The Billi Alpine 120 is available with an optional square profile slimline dispenser. The Billi Alpine 125 is available in any of the dual temp dispenser styles & finishes.

Alpine Specification Sheet

Specifications and guide to standard model selection

Product Code	Model	Initial cup delivery suggested no. of persons	Chilled water delivery cups per hour	Current draw amps	Height mm	Width mm	Depth mm
932120RCH	Alpine 120	20	120	13	340	180	460
932125LCH	Alpine 125 XL Chrome	20	120	13	340	180	460

Please note: All Models come in a range of dispenser options and finishes. The codes shown on this table are for Round Slimline & XL Dispenser in Chrome.

Water supply

A single 15mm (1/2") stop-tap with a male thread should be installed in an easily accessible position. Water supply must be microbiologically safe to drink, with a minimum dynamic water pressure of 2.5 bar and max 10 bar.

Power supply

The Billi Alpine models require a standard 13 amp power outlet. It is supplied with a 1 metre flex cord and plug.

Drainage

A connection to a waste drain is required. This can be an 1 1/2 upstand or an appliance spigot on sink waste.

Filtration

Billi's premium filters ensure that health threatening pollutants and impurities such as sediment, chemicals, heavy metals, chlorine and pesticides are safely removed leaving you with refreshingly clean drinking water.

All Billi cartridges are certified by NSF International. Filter changes are made simple by our swing-change system and replacement cartridges are available online at www.billi-uk.com/online.

Optional sub micron and premium submicron filters are available.

Certifications

Every Billi drinking water appliance is manufactured under a certified quality control system. The Billi Alpine models have been tested and comply with all required standards Watermark Licence Number 21882; Certified to ATS5200.105 and AS/NZS4020; ISO 9001; AS1428 Accessibility Design Requirements; Section J6 of the BCA; Certificate Number QEC 11627. Alpine 125 is WRAS approved.



Warranty

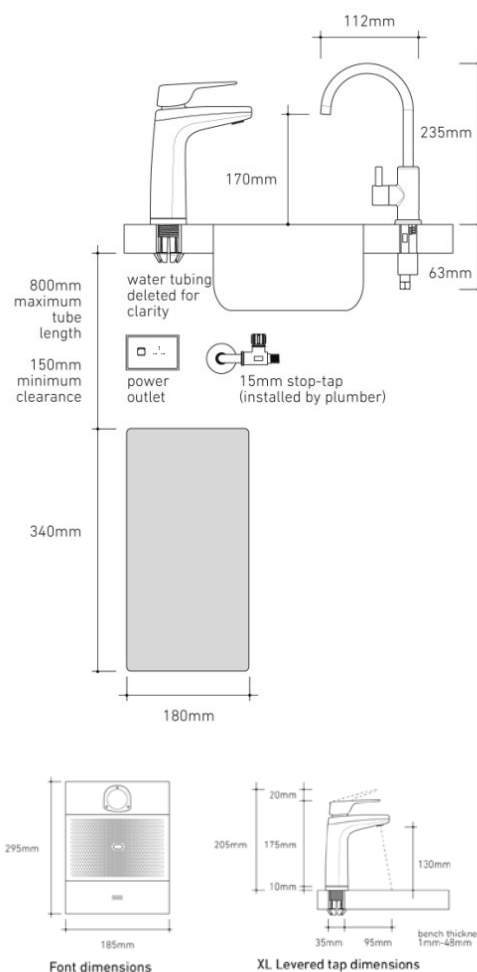
All components of the Billi units are covered by a 24 month warranty. Filter cartridges are a consumable and are not covered by warranty, as water conditions and usage vary.

Technical Advice

Contact Billi UK on **020 7456 6789**.



Preferred installation layout



1 cup = 170ml. Based on the initial number of cups of boiling water immediately available, drawn one cup every 10 seconds. Consideration may be needed for usage patterns and draw-off methods.